



Revision Booklet

Languages: French and Spanish

Use these websites to bring your language learning to Life!

Use the BBC languages website for French and Spanish

<http://www.bbc.co.uk/languages/>

Essential for past papers:

<http://www.aqa.org.uk/subjects/languages/gcse/french-4655/>

<http://www.ashcombe.surrey.sch.uk/>

Use Languages online for grammar drills and practice as well as key topic vocabulary:

<http://www.languagesonline.org.uk/>

GCSE French/Spanish students make sure you use your individual logins to access

Memrise or/and Quizlet and practice AQA GCSE vocabulary in preparation for the Listening / Reading exams:

<http://www.memrise.com>

Want to make a word cloud of key vocabulary and take a screen shot? Use

<http://www.wordle.net/>

YouTube also has a range of online language lessons and clips - sometimes worth a look.

“Using the language websites is a fun and enjoyable way to learn and practice French and Spanish”

Want to make an interactive poster with sound? Use

<http://www.glogster.com/>

Want to hear yourself speaking French/Spanish? Use **audacity** software for easy recording or create a VOKI!

<http://www.voki.com/>

Use classroom tools to create a quiz to test yourself or a mind map to help you revise

<http://classtools.net/>



Zut is a great site for revision and practice. You will also find a page of links to other useful Free for pupils after 4pm

<http://www.zut.org.uk>

Talking about the past and learning about the past tense?

Want to create a presentation about how things have changed in your area over the years. Find photos here:

<http://www.historypin.com/>

Know of any other applications? Please let us know!

PS: Enjoy French music? Have a look at this **great** site designed for Spanish learners of French – choose a song and try some of the activities! Google 'les chansons en cours de FLE' or go to:

<http://platea.pntic.mec.es/~cvera/hotpot/chansons/index.htm>

Want to turn the French you have learned into an online storybook?

<http://storybird.com/>



This is a great site for song lovers– sing karaoke to a whole range of songs in French or Spanish.

<https://lyricstraining.com/fr>

Bored of clipart? Use FLIKR photos for your presentations

<http://www.flickr.com/>

Want to turn your French/Spanish script into an animated movie?

<http://www.xtranormal.com/makemovies/>

English

We study the AQA GCSE specifications for English Language and English Literature. Our set texts are 'Romeo and Juliet', 'Blood Brothers' and 'A Christmas Carol'.

Some useful websites to support your revision:

www.bbc.co.uk/schools/gcsebitesize/english

www.sparknotes.com for help on the set texts.

www.showmyenglish.doomby.com for specific GCSE AQA support.

www.universalteacher.org.uk for support with the GCSE content.

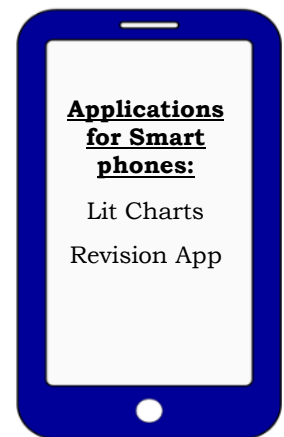
The AQA Exam Board offers further information from the English Language Specification:

<http://www.aqa.org.uk/subjects/english/gcse/english-language-8700>

The AQA Exam Board offers further information from the English Literature Specification:

<http://www.aqa.org.uk/subjects/english/gcse/english-literature-8702>

In addition, the English department will be selling CGP revision guides for the set texts for £2.75 in the Spring Term.



Maths


My Maths contains revision pages, games, puzzles and offline activities. Pupils use My Maths at school and may be set homework on the site.

<http://www.mymaths.co.uk/>



A secondary school revision resource for GCSE Maths about algebra, data handling, numbers, shapes, space and measures.

<http://www.bbc.co.uk/schools/gcsebitesize/maths>



In addition to these websites, the Maths Department sell Maths Watch Revision CD - Roms at a cost of £4.00 for GCSE Higher and Foundation levels and £2.00 for Level 3-5.



"Mymaths is great, I enjoy doing the homework tasks that my teacher sets for us."

Religious Education

www.bbc.co.uk/schools/gcsebitesize/rs

All topics **except the first two**.

In Religion, science and the environment only look at Christianity beliefs about the planet - **Remember we have only studied Christianity**.

www.rsrevision.com

You can click on a phone to find out more about each topic. Underneath the phones you can have a look at the AQA specification and there is a section entitled GCSE short course.

Geography

Revise GCSE Geography topics including agriculture, glaciation, ecosystems, rivers and population using activities, audio downloads, diagrams and more.

<http://www.bbc.co.uk/schools/gcsebitesize/geography>



Try this GCSE revision website

<http://www.s-cool.co.uk/gcse/geography>



Internet Geography...for all your geography needs. Lots of revision resources, case studies, games and more!

<http://www.geography.learnontheinternet.co.uk/links.html>

Free video and audio teaching resources for all subjects of the curriculum: English, Science, Maths, History, Geography, Religious Studies and more.

<http://www.bbc.co.uk/learningzone/clips>



The AQA Exam Board website for past papers

<http://www.aqa.org.uk/subjects/geography/gcse/geography-a-9030>



History

Try the BBC website for History:

<http://www.bbc.co.uk/education/subjects/zj26n39>

<http://www.bbc.co.uk/schools/gcsebitesize/history/>



HISTORY HELP

Science

The following are possible revision resources for AQA science:

<http://www.aqa.org.uk/subjects/science/steps-to-success-in-science/revision-materials>

For core science:

<http://www.bbc.co.uk/schools/gcsebitesize/science/aqa/>

For additional science:

http://www.bbc.co.uk/schools/gcsebitesize/science/add_aqa/

The following is a very good resource but does have a cost associated with it:

<http://www.my-gcscience.com/>

Past papers and mark schemes are available below for Core Science:

<http://www.aqa.org.uk/subjects/science/gcse/science-a-4405/past-papers-and-mark-schemes>

Additional Science:

<http://www.aqa.org.uk/subjects/science/gcse/additional-science-4408/past-papers-and-mark-schemes>

Biology:

<http://www.aqa.org.uk/subjects/science/gcse/biology-4401/past-papers-and-mark-schemes>

Chemistry:

<http://www.aqa.org.uk/subjects/science/gcse/chemistry-4402/past-papers-and-mark-schemes>

Physics

<http://www.aqa.org.uk/subjects/science/gcse/physics-4403/past-papers-and-mark-schemes>

Design Technology

Revise GCSE Design and Technology topics including resistant materials, product design, textiles and food technology.

<http://www.bbc.co.uk/schools/gcsebitesize/design/>

<http://www.technologystudent.com>

Revision apps can be purchased for mobile phones, ipods or ipads - available from Google Play or itunes. You can also try Ridgewell Press.

Revision text books are available to hire from Mrs Reaney and Mr Lewis. These also contain practice papers / answers.

Revise for OCR GCSE Textiles Technology by Carey Clarkson and Maria Jones or you can purchase second hand copies of Textiles Technology by Hodder Education from Amazon.

Physical Education

GCSE PE Revision websites

GCSE Bitesize: <http://www.bbc.co.uk/education/subjects/znyb4wx>

Revisionworld: <https://revisionworld.com/gcse-revision/pe-physical-education/aqa-gcse-physical-education-pe>


e-Chalk: <https://www.echalk.co.uk/PE/PE.html>

Past Papers (Y11): <http://www.aqa.org.uk/subjects/physical-education/gcse/physical-education-4890/past-papers-and-mark-schemes>

Some departments offer pupils the opportunity to purchase revision guides through school. Letters will be sent out by those departments and should be returned, with payment to the relevant person.



Exam Information

GCSE exams take place in Year 11 through May and June.



English Language



Paper 1: Explorations in Creative Reading and Writing	Paper 2: Writers' Viewpoints and Perspectives	Non-examination Assessment: Spoken Language
<p>What's assessed?</p> <p>Section A: Reading one literature fiction text</p> <p>Section B: Writing descriptive or narrative writing</p>	<p>What's assessed?</p> <p>Section A: Reading one non-fiction text and one literary non-fiction text</p> <p>Section B: Writing writing to present a viewpoint</p>	<p>What's assessed?</p> <ul style="list-style-type: none"> • presenting • responding to questions and feedback • use of Standard English
<p>Assessed</p> <ul style="list-style-type: none"> • written exam • 1 hour 45 minutes • 80 marks • 50% of GCSE 	<p>Assessed</p> <ul style="list-style-type: none"> • written exam • 1 hour 45 minutes • 80 marks • 50% of GCSE 	<p>Assessed</p> <ul style="list-style-type: none"> • teacher set throughout course • marked by teacher • 0% weighting of GCSE
<p>**All texts in the examination will be unseen**</p>		





English Literature

Paper 1: Shakespeare and the 19th-century novel	Paper 2: Modern texts and poetry
<p>What's assessed?</p> <p>Shakespeare Students will answer one question on one Shakespeare play. They will be required to write in detail about an extract and then the play as a whole. <u>'Romeo and Juliet'</u></p> <p>19th-century novel Students will answer one question on one novel. They will be required to write in detail about an extract and then the story as a whole. <u>'A Christmas Carol'</u></p>	<p>What's assessed?</p> <p>Modern texts Students will answer one essay question from a choice of two on their studied modern prose or drama text. <u>'Blood Brothers'</u></p> <p>Poetry Students will answer one comparative question on poems they have studied from the anthology.</p> <p>Unseen poetry Students will answer one question on one unseen poem and one question comparing this poem with a second unseen poem.</p>
<p>Assessed</p> <ul style="list-style-type: none">• written exam• 1 hour 45 minutes• 64marks• 40% of GCSE	<p>Assessed</p> <ul style="list-style-type: none">• written exam• 2 hour 15 minutes• 96 marks• 60% of GCSE
<p>**Assessments are closed book – stimulus materials, in the form of extracts, will be provided in the examinations**</p>	



Revision Techniques and Advice

Here are some tips to help organise your exam sessions.

Where do I start?

- For each subject, make a list of the major topics you have covered—this list is called a topic checklist.
- For each subject, look at the topics and decide what order you want to tackle them in. Pick a topic you like or find easy to start with as this boosts your confidence.
- After each revision session, tick off the topic from your checklist (but only if you are happy that you have covered it adequately). This will help you to see the progress you are making and help you feel more in control.

Organising your time / Getting the basics right

- Set a definite time when you will start and finish each revision session and stick to it.
- Keep revision sessions to a reasonable length. Between 1-3 hours is about right.
- Most people are at their best in the morning. Try working on difficult topics in the morning when your mind is fresh.
- If you are going to listen to music, play it at low volume and choose something that doesn't distract you. If you find yourself singing along, then you are distracted! When you have a break, try playing loud and lively music.

Improving your concentration

- If you find it difficult to concentrate for long periods of time, start with short sessions and gradually build up to longer sessions.
- Make sure you have regular breaks. A good guide is that for every hour you work, have a break of 10 minutes. You may find that a break after every 20 or 30 minutes works best for you.
- You do not necessarily have to get up from your chair every time you have a break, often it is better to just sit and daydream for a few minutes.
- You may find it helps with your concentration if you vary the topic or the subject during each session.
- If you are offered revision classes take full advantage of them. This is particularly helpful when it's difficult to get peace and quiet at home.
- Walking around whilst reading or testing yourself can help concentration
- Just getting up and moving around or simply changing your sitting position can sometimes help concentration.

Even more ideas!


- Always end a revision session by summing up or testing yourself. An effective revision session might be divided up like this: 40 minutes revising, 10 minutes testing, 10 minutes resting.
- Keep a bottle of water nearby when you are revising and take regular sips. Small levels of dehydration can reduce your mental performance.
- Clear your desk or table of everything except for relevant material and equipment.
- Give yourself something to look forward to or some kind of reward after revision sessions—go on, spoil yourself!

Year 11 Revision Programme March 2017

C2 open every lunchtime for revision

Day	Revision Session
Monday	
1.30 – 2.15pm	Mrs Greenland Art Drop-In
1.30 – 2.15pm	Mr Simmonds Engineering Drop-In
1.30 – 2.15pm	Mrs Jones History Drop-In (Revision room for private study)
1.30 – 2.15pm	Mrs Clark Physics Drop-In Lab 3
3.20 – 4.00pm	Mrs Ketteringham History Room 28
3.20 – 4.30pm	Mrs Reaney Textiles Exam Paper Preparation
3.20 – 4.30pm	Mrs Greenland Art Club
3.20 – 4.20pm	Miss Green RS
3.20 – 4.30pm	Mrs McEntee History
3.20 – 4.30pm	Mrs Lake Exam Paper Revision
Tuesday	
1.30 – 2.15pm	Mrs Greenland Art Drop-In
1.30 – 2.15pm	Mr Simmonds Engineering Drop-In
1.30 – 2.15pm	Mrs Jones History Drop-In (Revision room for private study)
1.30 – 2.15pm	Mrs Johnson French Revision 1.30 – 1.50pm Room 26 (Foundation level)
1.30 – 2.15pm	Dr Tinker Science Drop-In Lab 4
Wednesday	
1.30 – 2.15pm	Mrs Greenland Art Drop-In
1.30 – 2.15pm	Mr Jones Biology Drop-In Lab 2
1.30 – 1.50pm	Mrs Hill Maths Drop-In Room 20
1.30 – 2.15pm	Mrs Jones History Drop-In (Revision room for private study)
1.30 – 2.15pm	Mrs Fry English Drop-In
3.20 – 4.00pm	Mrs Ketteringham Geography Room 28
3.20 – 4.20pm	Miss Green RS
3.20 – 5.00pm	Mrs Reaney Textiles Practical and Coursework (alternate Wednesday and Thursdays)
3.20 – 5.00pm	Mr Lewis Resistant Materials Practical Session/Exam preparation and revision
Thursday	
1.30 – 2.15pm	Mrs Greenland Art Drop-In
1.30 – 2.15pm	Mr Jones Chemistry Drop-In Lab 2
1.30 – 2.15pm	Mrs Jones English Drop-In
1.30 – 2.15pm	Mr Tetsill Geography Drop in C2
3.20 – 4.30pm	Mrs Greenland Art Club
3.20 – 5.00pm	Mrs Reaney Textiles Practical and Coursework (alternate Wednesday and Thursdays)
3.20 – 5.00pm	Mr Lewis Resistant Materials Practical Session/Exam preparation and revision
3.20 – 4.30pm	Mrs Lake Long Answer Practice
Friday	
1.30 – 2.15pm	Mrs Greenland Art Drop-In
1.30 – 2.15pm	Mrs Jones English Drop-In
1.30 – 2.15pm	Mrs Roberts French Revision 1.45 – 2.10pm Room 27 (Higher level)
3.30 – 4.30pm	Mr Adams Science - Physics and Chemistry Revision Lab 1

Revision Techniques - Personal Notes



Eyton Lane
Baschurch
Shrewsbury
Shropshire
SY4 2AX

Phone: 01939 260296
Fax: 01939 262009
E-mail: admin@corbet.shropshire.sch.uk
Web: www.corbetschool.net

ICT

Check out this website for exciting for games and quizzes aimed at KS3 and KS4 including GCSE revision

Teach-ICT.com



GCSE Revision Websites

www.gcseguide.co.uk - Use the 'bookshop' option to see what revision guides are available in each subject area.

Visit www.positivelymad.com for some excellent and fun ideas for remembering information.

Print off revision planners from www.bbc.co.uk/schools/studentlife/revisionandskills/revision/revision_planners.shtml

Try www.s-cool.co.uk for some general tips (click on 'revision tips') or for subject specific revision materials.



For help with revision techniques (for a limited number of subjects) visit...

www.gcse.com



Weekly Revision Tips

Week 1

Stick revision notes all around your house



so in the exam you think — "aha, quadratic equations, they were on the fridge..."

Week 2

Don't spend ages making your notes look pretty



- This is just wasting time.
- For diagrams, include all the details you need to learn, but don't try to produce a work of art.
- Limit yourself to 2 or 3 colours so you don't get carried away colouring things in.

Week 3

Sit at a proper desk



Don't try to revise in bed — you'll be in the land of pink igloos and elephants before you can say "Captain Birdseye".

Weekly Revision Tips

Week 4

Don't turn yourself into a revision zombie



If you stop doing anything else but revision you'll turn into a zombie. It's really important that you keep time to do things you enjoy... like cinema, shopping, sports, frisbee, rock-climbing, making model planes, nose-picking, whatever tickles your ferret... When you're doing these try to relax and totally forget about revision.

Week 5

Don't just read your notes



You have to WRITE STUFF DOWN. This is real basic "how to revise" stuff.

Week 6

Get yourself drinks and snacks



So you don't make excuses to stop every 10 minutes...

Weekly Revision Tips

Week 7

Find the right environment to revise



NOT in front of the TV. NOT listening to the radio. Music can sometimes be OK, but you need to find the right kind. It's got to be something that's just there in the background that you're not thinking about at all. Music without singing is better as you won't be tempted to dance around your bedroom like a big fool.

Week 8

Don't put it off

"Procrastination" is the long word for it. It means rearranging stuff on your desk, getting a sudden urge after 16 years to tidy your room, playing the guitar, thinking about the weekend, writing love poems about that girl/boy you fancy, painting your toe nails etc. Sit down at your desk and GET ON WITH IT.

Week 9

Do lots of practice exam papers



This is especially important as you get close to the exams.

Weekly Revision Tips

Week 10

Read the exam timetable properly

Double-check so you don't miss an exam and have plenty of time to prepare for it.

Week 11

Read the exam timetable properly

Double-check so you don't miss an exam and have plenty of time to prepare for it.

Week 12

In study leave, start revising early



i.e. 9am — that way you'll get your day's work done much quicker and will have time to relax in the evening.